



Heavy Duty School Metalwork Benches



Tempered Masonite Top w. steel angle edges
100% Welded Steel Frame



Masonite: Unfinished
Frame & top perimeter: Black powder coat
Cupboard: Choose from Laminex & Polytec finishes



10 Year Warranty
Full details in our T&C's



Dimensions (mm)

850H x 1200W x 1200D
850H x 1200W x 1200D

Order

MWB01
MWB02

Under Bench Cupboard



Features include

- Heavy duty eclipse metal working vices x 4 - 1 x each side
- Fully welded steel angle edge top perimeter edges
- Tempered Masonite tops
- Oven-baked powdercoat frame, legs and top perimeter




Top: Unfinished tempered masonite

Frame & top perimeter: Black oven baked powdercoat

Cupboard (if included) Select from our standard Laminex or Polytec finishes, or upgrade – see sample chart for full range.




Laminex Black



Laminex White 200



Laminex Classic Oak



Laminex Greystone




Polytec Natural Oak



Laminex Oyster Grey



Laminex Parchment



Laminex Polar White



Laminex Select Beech



Available customisation and upgrades

- Optional cupboards under benches with piano hinges
- Choose from additional Laminex or Polytec finishes for cupboards
- Choose from additional powdercoat finishes for steel frame & legs
- Heights can be adjusted for accessibility

Built for



Education