



Overhead Shelf Units & Cupboards



18 mm Melamine



Choose from Laminex & Polytec finishes



10 Year Warranty
Full details in our T&C's



Dimensions (mm)

Dimensions (mm)		Order #
900W x 300H x 320D	Shelf	WU31
900W x 800H x 340D	Shelf unit - No Doors	WU21
1200W x 800H x 340D	Shelf unit - No Doors	WU22
1800W x 800H x 340D	Shelf unit - No Doors	WU23
900W x 800H x 340D	Wall Cupboard - Hinged Doors	WU01
1200W x 800H x 340D	Wall Cupboard - Hinged Doors	WU02
1800W x 800H x 340D	Wall Cupboard - Hinged Doors	WU03



Features include


- Inlay top (excl. #WU31)
- Adjustable shelves (excl. #WU31)



Select from our standard Laminex or Polytec finishes, or upgrade – see sample chart for full range.




Laminex Black



Laminex White 200



Laminex Classic Oak



Laminex Greystone



Polytec Natural Oak



Laminex Oyster Grey



Laminex Parchment



Laminex Polar White



Laminex Select Beech



Available customisation and upgrades

- Additional Laminex & Polytec finishes

Built for



Office



Local Govt & Community



Education




Health Care






Laminates: Standard Selection




Laminates: Prestige Selection



Polytec Woodmatt Selection



Polytec Ravine Selection



Can't see the finish that you need here?
Browse the full range from Laminex & Polytec



Laminex



Polytec