



Premium Melamine Locker: 4 Door



Body: 18 mm Melamine
Doors: 18 mm Melamine



Body: White Melamine
Doors: Laminex or Polytec finishes



Key operated or choose other lock systems from our locks range



10 Year Warranty
Full details in our T&C's



Dimensions (mm)

1800H x 300W x 500D

1800H x 400W x 500D

Overall unit height incl. 100mm plinth is 1900 mm

Item Name

Melamine Locker - 4 Door

Melamine Locker - 4 Door

Order

LM4DR300

LM4DR400

Door Opening

421H x 263W

421H x 363W



Features include


- 100mm Plinth



Select from our standard Laminex or Polytec finishes, or upgrade – see sample chart for full range.



Laminex Black



Laminex White 200



Laminex Classic Oak



Laminex Greystone



Polytec Natural Oak



Laminex Oyster Grey



Laminex Parchment



Laminex Polar White



Laminex Select Beech



Available customisation and upgrades

- Other Laminex & Polytec finishes for both doors and interiors
- Master keys or other lock options including digital, RFID and smart locks
- Integrated seats, shoe racks and free standing change room benches
- Bulkheads and door vent options
- Soft closing hinges

Built for



Office



Local Govt & Community



End Of Trip



Education




Health Care



Gym, Swim & Sport




Laminates: Standard Selection




Laminates: Prestige Selection



Polytec Woodmatt Selection



Polytec Ravine Selection



Can't see the finish that you need here?
Browse the full range from Laminex & Polytec



Laminex



Polytec



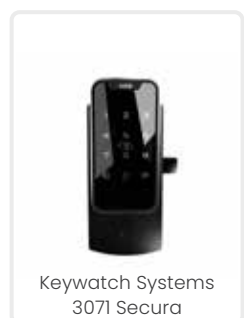




Lock Systems

Choice Unlocked



You're not locked into choosing only from the options shown here.

Whatever lock you need - we'll secure them for you. We'll customise your locks exactly how you want.



Our preferred suppliers include:

