



Melamine Buffets: Sliding Door



Top: 25 mm Melamine
Body & Shelves: 18 mm Melamine



Choose from Laminex & Polytec finishes



Key operated or choose other lock systems from our locks range



10 Year Warranty
Full details in our T&C's



Dimensions (mm)

Dimensions (mm)	Order #	Shelves
900L x 450D x 720H	BS01	1
900L x 450D x 900H	BS02	2
900L x 600D x 720H	BS03	1
900L x 600D x 900H	BS04	2
1200L x 450D x 720H	BS05	2
1200L x 450D x 900H	BS06	4
1200L x 600D x 720H	BS07	2
1200L x 600D x 900H	BS08	4
1500L x 450D x 720H	BS09	2
1500L x 450D x 900H	BS10	4
1500L x 600D x 720H	BS11	2
1500L x 600D x 900H	BS12	4
1800L x 450D x 720H	BS13	2
1800L x 450D x 900H	BS14	4
1800L x 600D x 720H	BS15	2
1800L x 600D x 900H	BS16	4
2100L x 450D x 720H	BS17	2
2100L x 450D x 900H	BS18	4
2100L x 600D x 720H	BS19	2
2100L x 600D x 900H	BS20	4
2400L x 450D x 720H	BS21	2
2400L x 450D x 900H	BS22	4
2400L x 600D x 720H	BS23	2
2400L x 600D x 900H	BS24	4



Select from our standard Laminex or Polytec finishes, or upgrade – see sample chart for full range.



Available customisation and upgrades


- Other Laminex & Polytec finishes
- Other lock systems or handles
- Adjustable glides

Built for






Laminates: Standard Selection




Laminates: Prestige Selection



Polytec Woodmatt Selection



Polytec Ravine Selection



Can't see the finish that you need here?
Browse the full range from Laminex & Polytec



Laminex



Polytec